

Open Shell Stitch Swatch

US Crochet Terminology



A crochet stitch pattern by Merrian Holland

Introduction

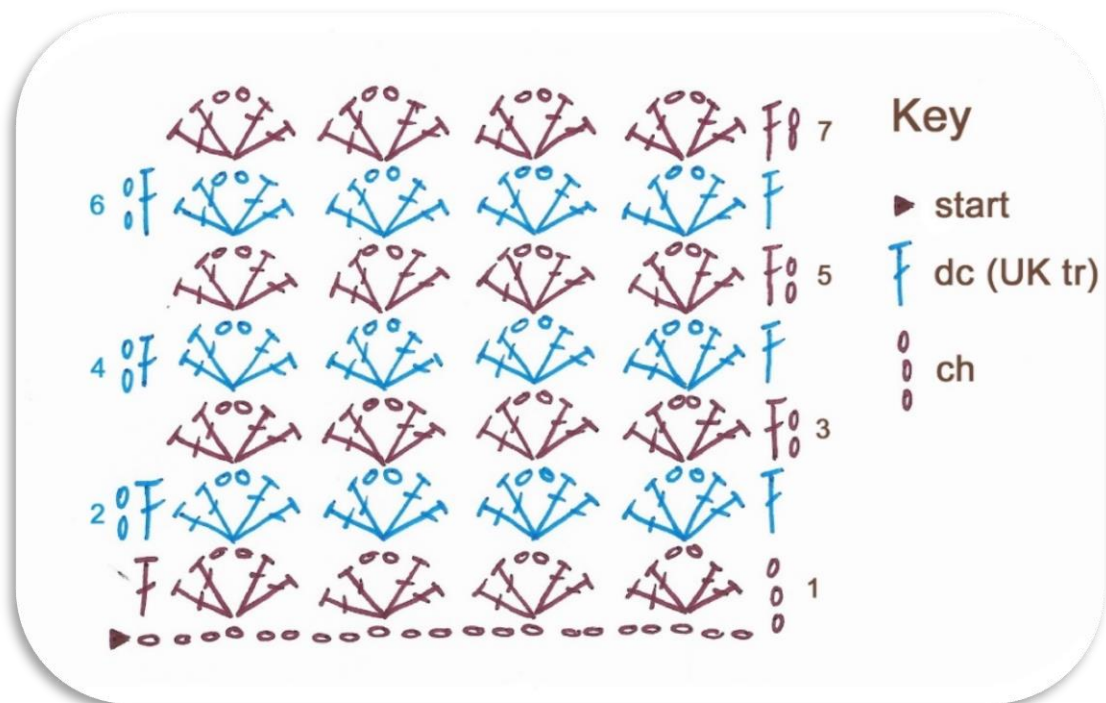
This is the stitch pattern used for the "Souffle Sweater". You will need to make a swatch as per the instructions below.

Tools & Materials Yarn: 2ply/Laceweight Kid Silk Mohair The orange sample uses Mayflower Super Kid Silk in Colourway Dusty Orange Hook: 4mm/ F-G Hook.	Key (US terminology) beg – beginning ch – chain dc – double crochet MC – main colour prev – previous sk – skip sl st – slip st st(s) – stitch(es) Special Stitches / Techniques OS - Open Shell – make 2dc, 2ch, 2dc – all in the same stitch or space.
--	--

Open Shell Stitch

Chain multiples of 5 (for the open shell repeat) + 4 for the start and end of the row.

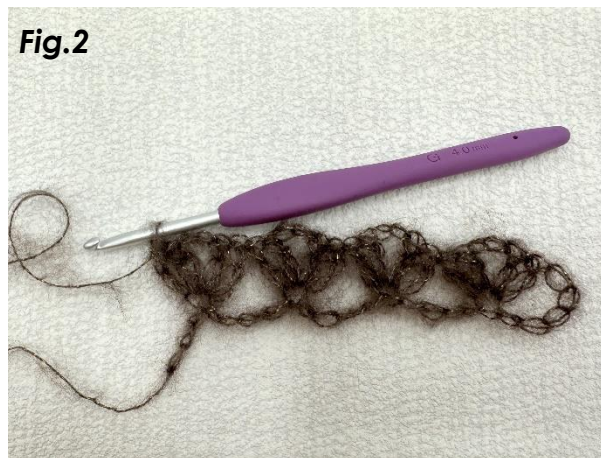
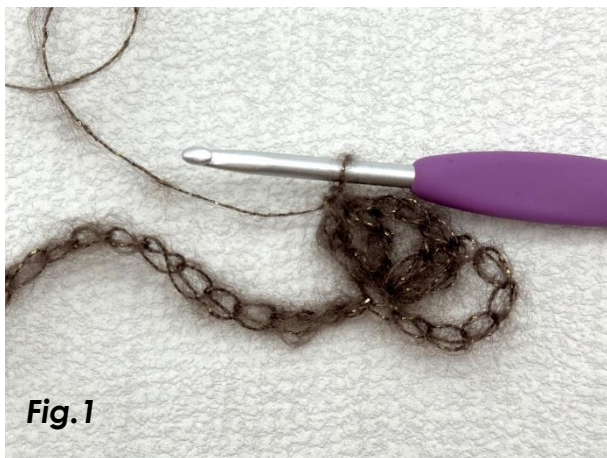
Chart



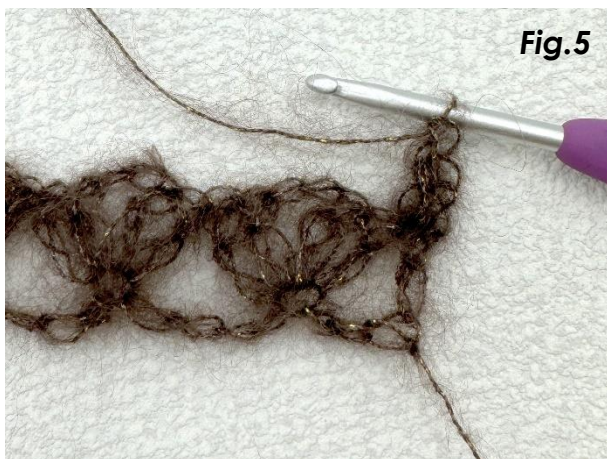
Written Instructions

To make a swatch which has 4 open shell sections and 7 rows.

Row 1: 24ch; make an OS (Open Shell Stitch) in the 6th ch from the hook (2dc, 2ch, 2dc – all in the same ch) (Fig. 1); [sk 4chs, make an OS in next ch] x 3 (Fig. 2); sk 2chs, in last ch make 1dc (Fig. 3). **4 x OS, ch3 at start, 1dc at end** (Fig. 4)




Row 2: 2ch (does not count as a st and is never worked into – for this and all subsequent rows), 1dc in 1st st (Fig. 5); [make an OS in ch2 sp of OS from prev row] x 4 (Fig. 6); in 1st empty ch after last dc (top of ch3 turning ch) make 1dc (Fig. 7). **4 x OS, ch2, 1dc at start, 1dc at end**



Row 3: 2ch, 1dc in 1st st; [make an OS in ch2 sp of OS from prev row] x 4 (Fig. 8); make 1dc in last st (Fig. 9). **4 x OS, ch2, 1dc at start, 1dc at end**



Rows 4-7: as row 3. Fasten off (Fig. 10).



Wash, block and allow to dry – this will make the stitch pattern open up!

Video Instructions



<https://youtu.be/1UHpycGcEUY?si=myzhONkFlzw0pND9>

Thank you!

Thanks for trying out my pattern – I hope you enjoyed it!

Sharing is caring!

I love to see what you've made, please tag me on Instagram @mezzamay

How to Support Me

If you like what I do and you have made this pattern, you can buy me a coffee on Ko-fi – every donation, however small, is greatly appreciated! [Ko-fi.com - Mezzamay](https://ko-fi.com/mezzamay)

Make to Sell

As an individual, you may sell the items you have made from my patterns, whether that is for charity or personal profit. A credit to me as the designer would be greatly appreciated. E.g. "Design by M Holland, from www.mezzacraft.com"

Newsletter

Sign up: [Mezzacraft Newsletter](http://www.mezzacraft.com/mezzacraft-crochet-newsletter) (www.mezzacraft.com/mezzacraft-crochet-newsletter)